


LIEUTENANT GOVERNOR PORTRAIT INSTALLATION CONCEPTUAL SKETCH*



INTRO PANEL

49" W x 54" H of usable space*
40" W x 54" H panel



PORTRAIT PANEL #1

57" W x 54" H of usable space*
40" W x 54" H panel
30 - 6" W x 8" H portraits

OPTIONAL INDEX PANEL #1

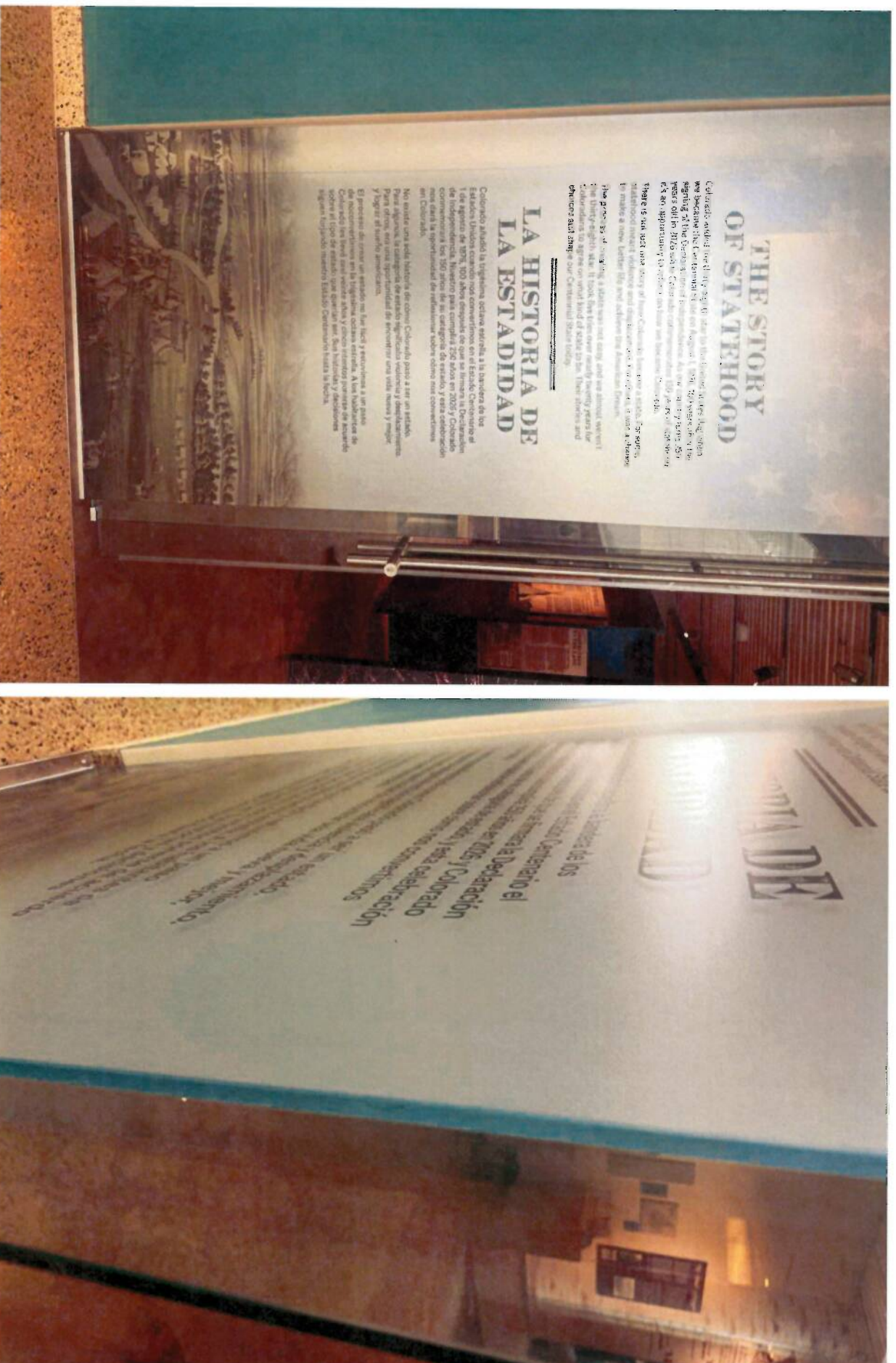
PORTRAIT PANEL #2

46" W x 54" H of usable space*
40" W x 54" H panel
24 - 6" W x 8" H portraits
(4 left blank for future office holders)

OPTIONAL INDEX PANEL #2

*Dimensions shown are based on preliminary measurements provided and have not yet been field-verified. For visualization purposes, the assigned widths for Portrait Panel #1 and Portrait Panel #2 have been switched to align with the apparent usable wall areas in reference images. In addition, the provided wall height measurements appear to be underestimates relative to the photographed conditions. Final panel sizing, proportions, and mounting heights will be confirmed during a site visit. All layouts are conceptual and not to scale.



ACRYLIC PRINT TECHNIQUE



SUB-SURFACE ACRYLIC BACKGROUND

Background image printed sub-surface on all panels, with surface printed text on intro panel.

BACKER PANEL MOUNTING OPTIONS



STAND-OFFS
Classic with subtle depth

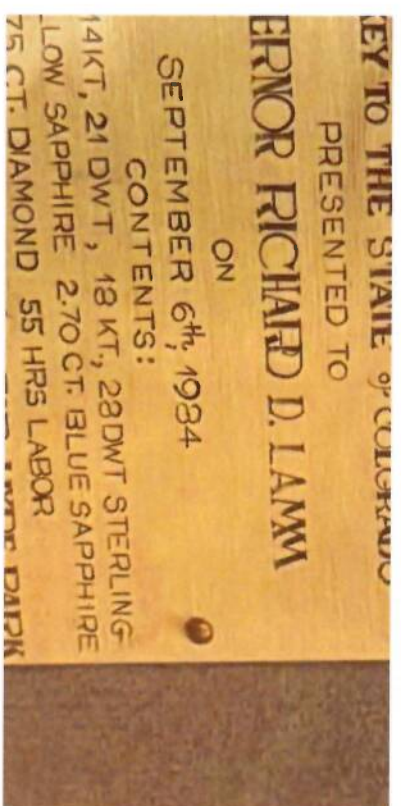
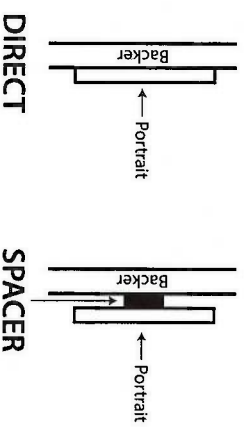
BRACKETS/CLEATS
reflect the building's vertical detailing

PORTRAIT MOUNTING OPTIONS



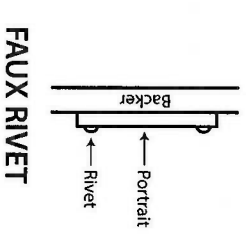
DIRECT OR SPACER

second-surface vinyl portrait attached to acrylic backer directly or with spacer like shown above.



DECORATIVE RIVET

Corner metal caps reference traditional plaques. Acrylic panels remain smooth; rivets are a visual cue, not a cast-metal finish.



FAUX RIVET